

2016-2017 Texas Academic Performance Report



DONNA INDEPENDENT SCHOOL DISTRICT

Annual Report 2016 – 2017

December 12, 2017

Ofelia Alvarez
Director of Testing & Evaluation

Requirements of the Annual Report

Texas Education Code (TEC), 39.306, requires each district's board of trustees to publish an annual report that includes:

Texas
Academic
Performance
Report

Campus
Performance
Objectives

Texas Higher
Education
Coordinating
Board Report

Report of
Violent or
Criminal
Incidents

PEIMS
Financial
Standard
Report

District
Accreditation
Status

Each district's board of trustees must hold a public hearing to discuss the district's annual report within 90 days of receiving the TAPR. Within two weeks following the public meeting, each district must widely publish its annual report, including posting it on the district website and other public places. – Source, TAPR Guidelines, p.1

Student & Enrollment Profile

Total Students:
15,036

Student Information

Percent

Economically Disadvantaged	93.7%
Non-Economically Disadvantaged	6.3%
English Language Learners (ELLs)	48.9%
Students w/Disciplinary Placements	2.3%
At Risk	76.7%

Source: 2016-2017 Texas Academic Performance Report, Donna ISD, Student Information, p. 18.

Student Enrollment by Program

Percent

Bilingual/ESL Education	49.3%
Career & Technical Education	22.7%
Gifted & Talented Education	8.3%
Special Education	7.7%

Source: 2016-2017 Texas Academic Performance Report, Donna ISD, Student Information, p. 23.

Elementary STAAR Results

SECTION I: READING

Grade		2016	2017	Difference
3rd Grade	District	54%	58%	+4
	Region	71%	73%	+2
	State	73%	73%	=
4th Grade	District	58%	56%	-2
	Region	74%	72%	-2
	State	75%	70%	-5
5th Grade	District	64%	69%	+5
	Region	79%	82%	+3
	State	81%	82%	+1

SECTION II: MATH

Grade		2016	2017	Difference
3rd Grade	District	62%	70%	+8
	Region	76%	80%	+4
	State	75%	78%	+3
4th Grade	District	66%	71%	+5
	Region	75%	79%	+4
	State	73%	76%	+3
5th Grade	District	84%	87%	+3
	Region	87%	90%	+3
	State	86%	87%	+1

Elementary STAAR Results

SECTION III: WRITING

Grade		2016	2017	Difference
4th Grade	District	59%	52%	-7
	Region	72%	70%	-2
	State	69%	65%	-4

SECTION IV: SCIENCE

Grade		2016	2017	Difference
5th Grade	District	66%	67%	+1
	Region	76%	77%	+1
	State	74%	74%	=

Middle School STAAR Results

SECTION I: READING

Grade		2016	2017	Difference
6th Grade	District	49%	48%	-1
	Region	63%	62%	-1
	State	69%	69%	=
7th Grade	District	53%	63%	+10
	Region	65%	70%	+5
	State	71%	73%	+2
8th Grade	District	75%	74%	-1
	Region	82%	81%	-1
	State	87%	86%	-1

SECTION II: MATH

Grade		2016	2017	Difference
6th Grade	District	63%	69%	+6
	Region	69%	73%	+4
	State	72%	76%	+4
7th Grade	District	58%	63%	+5
	Region	66%	69%	+3
	State	69%	70%	+1
8th Grade	District	81%	85%	+4
	Region	82%	86%	+4
	State	82%	85%	+3

Middle School STAAR Results

SECTION III: WRITING

Grade		2016	2017	Difference
7th Grade	District	59%	63%	+4
	Region	67%	70%	+3
	State	69%	70%	+1

SECTION IV: SCIENCE

Grade		2016	2017	Difference
8th Grade	District	70%	70%	=
	Region	72%	73%	+1
	State	75%	76%	+1

SECTION V: SOCIAL STUDIES

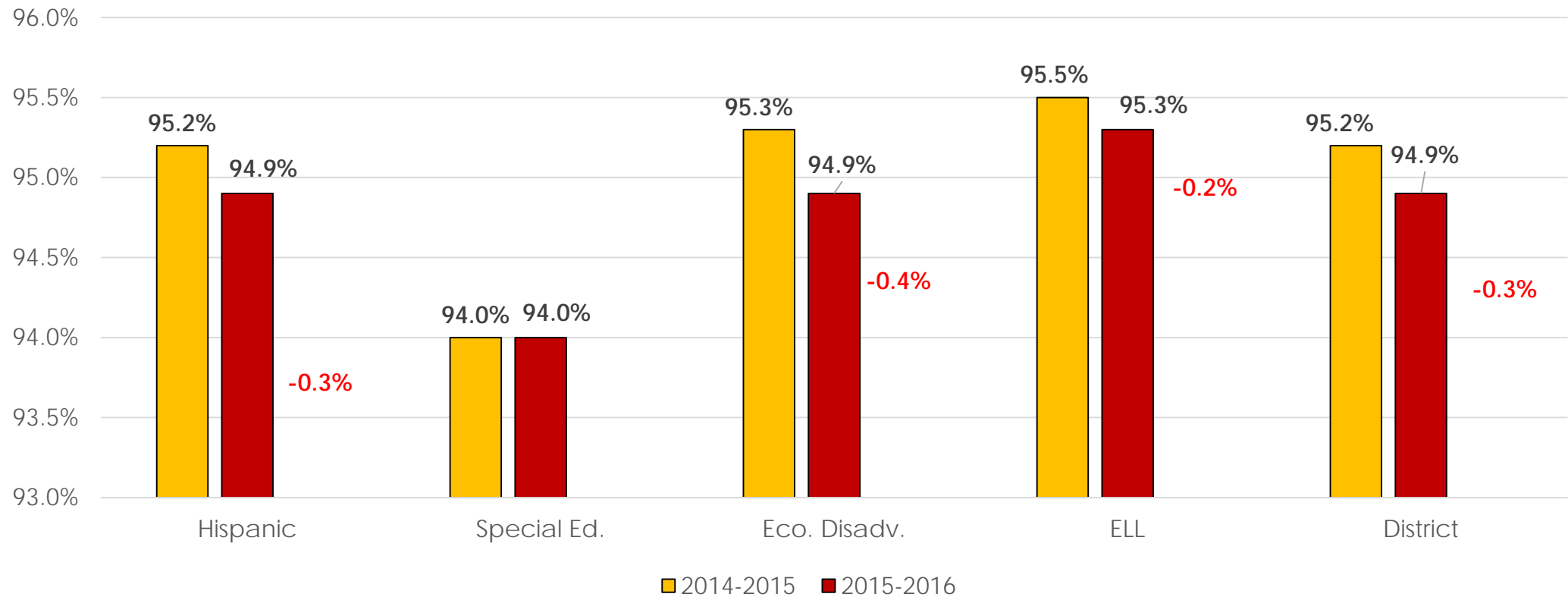
Grade		2016	2017	Difference
8th Grade	District	65%	62%	-3
	Region	60%	61%	+1
	State	63%	63%	=

High School STAAR End-Of-Course Results

STAAR SUBJECT	2015 - 2016	2016 - 2017	Difference
English I District	50%	46%	-4
Region	59%	59%	=
State	65%	64%	-1
English II District	49%	48%	-1
Region	60%	61%	+1
State	67%	66%	-1
Algebra I District	70%	80%	+10
Region	79%	85%	+6
State	78%	83%	+5
Biology District	79%	78%	-1
Region	84%	84%	=
State	87%	86%	-1
U.S. History District	92%	92%	=
Region I	88%	89%	+1
State	91%	91%	=

Source: 2016-2017 Texas Academic Performance Report, Donna ISD, p. 2&3

Attendance Rate



Source: 2016-2017 Texas Academic Performance Report, Donna ISD, p. 12

Annual Drop Out

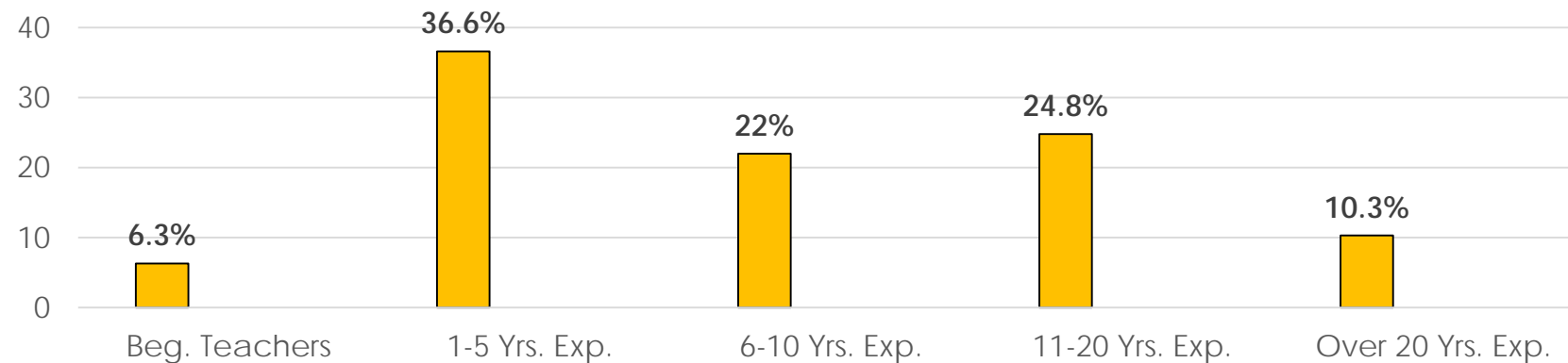
Grades 7-8	2014-2015	2015-2016	Difference
Hispanic	0.7%	0.5%	-0.2%
Special Education	0%	1.0%	+1%
Eco. Disadvantage	0.6%	0.6%	=
ELL	0.8%	0.6%	-0.2%
District	0.7%	0.5%	-0.2%
Region	0.2%	0.2%	=
State	0.3%	0.4%	+0.1%

Grades 9-12	2014-2015	2015-2016	Difference
Hispanic	3.3%	3.7%	+0.4%
Special Education	4.8%	4.9%	+0.1%
Eco. Disadvantage	3.8%	3.8%	=
ELL	5.5%	5.9%	+0.4%
District	3.3%	3.7%	+0.4%
Region	2.0%	2.1%	+0.1%
State	2.1%	2.0%	-0.1%

Texas Higher Education

- ▶ On the full 2016-2017 Texas Academic Performance Report you will find additional statistics on higher education.

Teachers By Years of Experience



	District	State
Average Teacher Salary		
Beginning Teachers	\$45,086	\$46,199
1-5 Years Experience	\$47,117	\$48,779
6-10 Years Experience	\$49,734	\$51,184
11-20 Years Experience	\$53,402	\$54,396
Over 20 Years Experience	\$62,506	\$60,913

Source: 2016-2017 Texas Academic Performance Report, Donna ISD, p. 21 & 22

Violent or Criminal Incidents

- ▶ Texas statute (TEC 39.053) requires every district to publish an annual report on violent and criminal incidents at campuses in the district.

Violent and/or Criminal Offenses

Offenses	2015 - 2016	2016- 2017
Drugs	183	144
Alcohol	1	5
Terroristic Threat	0	4
Public Lewdness	2	0
Assault of School Staff	36	28
Gang Related Activity	6	3
Weapons	2	0
Arson	2	1
Criminal Mischief	7	3
Firearms	0	2

Financial Profile

- ▶ PEIMS Financial Standard Reports (2016-17 Financial Actual Reports)
- ▶ The financial section of the TAPR is provided by the Office of School Finance. These reports can be accessed from a link on the last page of the TAPR or at:

<http://tea.texas.gov/financialstandardreports>

The screenshot shows the TEA website's 'PEIMS Financial Standard Reports' page. The page includes a navigation bar with links like 'About TEA', 'Academics', 'Finance & Grants', 'Reports & Data', 'Student Testing & Accountability', 'Texas Educators', and 'Texas Schools'. The main content area features a 'Financial Reports' sidebar and a table of reports. A red arrow points to the '2016-2017 Financial Actual Reports' link in the table.

School Year	PEIMS District Financial Budget Reports	PEIMS District Financial Actual Reports
2016-2017	2016-2017 Financial Budget Reports	Available Spring 2018
2015-2016	2015-2016 Financial Budget Reports	2015-2016 Financial Actual Reports
2014-2015	2014-2015 Financial Budget Reports	2014-2015 Financial Actual Reports
2013-2014	2013-2014 Financial Budget Reports	2013-2014 Financial Actual Reports
2012-2013	2012-2013 Financial Budget Reports	2012-2013 Financial Actual Reports

Total Operating Expenditures by Function

Instruction (11)	\$85,512,264
Instructional Media (12)	\$1,844,872
Curriculum/Staff Develop (13)	\$2,659,119
Instructional Leadership (21)	\$2,525,148
School Leadership (23)	\$7,493,842
Guidance Counseling (31)	\$5,883,126
Social Work Services (32)	\$1,011,360
Health Services (33)	\$1,867,328
Transportation (34)	\$5,020,596
Food (35)	\$12,160,514
Extracurricular (36)	\$6,409,797
General Administration (41,92)	\$5,932,449
Plant Maint/Operation (51)	\$17,184,466
Security/Monitoring (52)	\$3,387,062
Data Processing Services (53)	\$1,706,738
Total	\$160,598,681

District Accreditation Status

The assignment of district accreditation status is required by Texas Education Code (TEC) §39.051 and §39.052 (Public School System Accountability), and authorized in 19 Texas Administrative Code (TAC) Chapter §97.1055 (Planning and Accountability,) and Subchapter EE (Accreditation Status, Standards, and Sanctions).

TEA assigned accreditation statuses to districts for the 2016-2017 year.

Subchapter EE, Accreditation Status, Standards, and Sanctions



Accredited

Accredited
Warned

Accredited
Probation

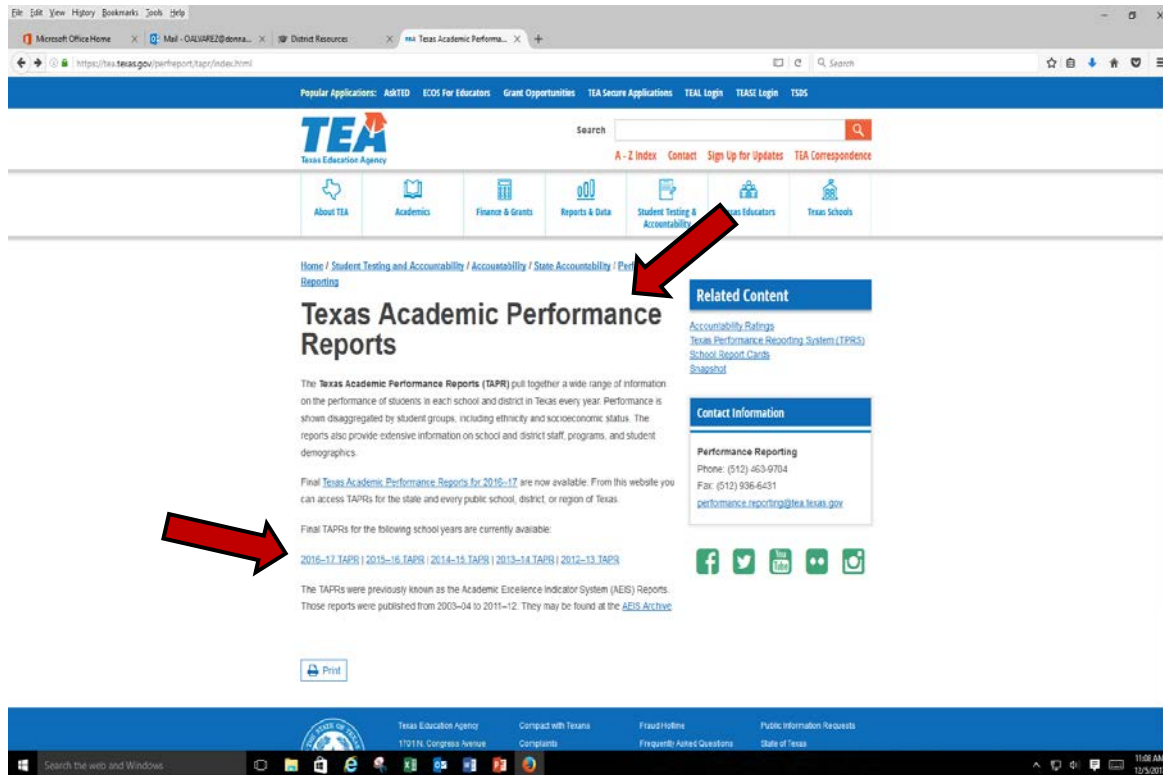
Not
Accredited-
Revoked

Donna Independent School District



Accredited

Access to the Donna ISD 2016-2017 Annual Texas Academic Performance Report



- 1 <https://rptsvr1.tea.texas.gov/perfreport/tapr/index.html>
- 2 www.donnaisd.net
- 3 Every Campus Library/Office
- 4 Donna Public Library

Access to the Donna ISD 2016-2017 Annual Texas Academic Performance Report



The screenshot shows a web browser window displaying the Donna ISD website. The browser's address bar shows the URL: www.donnaisd.net/DistrictResources/tabid/50634/Default.aspx. The website header features the Donna ISD logo with the slogan "Be the Change" and the text "DONNA INDEPENDENT SCHOOL DISTRICT". Below the logo is the address: "116 North 10th Street, Donna, TX 78537 - Phone: 956-464-1600 - Fax: 956-464-1752". There are social media icons for Facebook and Twitter, and a utility menu with links for DISTRICT HOME, STAFF, CALENDAR, STUDENTS, SCHOOL MENUS, and WEBMAIL. A navigation bar includes links for About Us, Schools, Community Connections, District Resources (highlighted), Web Resources, School Board, and Departments. The main content area is titled "District Resources" and lists several categories: District, D - I, and J - P. Under the "District" category, there are links for "District Calendar 2017-2018", "District Forms", "District Improvement and Campus Plans 2016-2017", "District Map", "DISD Texas Academic Performance Report (TAPR) 2014-2015", and "DISD Texas Academic Performance Report (TAPR) 2015-2016". Two red arrows point to the TAPR links. The "D - I" category includes links for DMAC, Donna ISD On-Track, Eduphoria, ElinkRP, Employee Self Serve, Financial Integrity Rating, Instructional Technology, and Fixed Assets Transfer Form. The "J - P" category includes links for Office 365 (email), Plan4Learning, and Policy Online. The Windows taskbar at the bottom shows the time as 11:22 AM on 12/5/2017.

Source: 2016-2017 Texas Academic Performance Report, Donna ISD

Donna Independent School District

